

# Parent Leadership Training Institute (PLTI)

Evaluation Survey Results 2021-2022

Prepared by:

Joanna D. Geller, PhD

NYU Metro Center

**Metropolitan Center for Research on Equity and the Transformation of Schools**

726 Broadway, 5th Floor

New York, NY 10003 | 212 998 5872

[steinhardt.nyu.edu/metrocenter](http://steinhardt.nyu.edu/metrocenter)

# Parent Leadership Training Institute (PLTI) Results 2021–2022 National Report

## Prepared by the Metropolitan Center for Research on Equity and the Transformation of Schools at NYU

The National Parent Leadership Institute (NPLI) exists to coordinate and increase the civic skills and impact of diverse parents to improve child and community outcomes as they build caring communities. NPLI believes that families, communities, and our democracy are strengthened when all parents have the leadership skills to maximize child outcomes at home, in the neighborhood, and in public policy. PLTI started in Connecticut in 1992. When the outcomes revealed strong civic skill development, significant increases in parent leadership within communities, and diversity in participants across education levels, culture and race, national interest in replication took hold. Starting in 2008, the Connecticut PLTI grew a National Parent Leadership Institute to provide the tested model in other cities and states. In 2012, The Kellogg Foundation offered a three-year grant to test a national structure and network. PLTI is now in 15 states with shared outcome data and supportive training.

NYU Metro Center was hired by NPLI as an independent, outside evaluator to assess outcomes of the PLTI program, including conducting a parent survey. NYU Metro Center conducted and assessed survey results in PLTI sites across the country and created individual site reports for each of those sites. The parent survey measures the impact of the initiative on parents' civic skills, engagement, and knowledge, as well as their experiences with the initiative. Pre-surveys were completed at the beginning and the end of the 20-session initiative. For this site, 236 parents completed the pre and post surveys.

This evaluation reflects a high degree of statistical rigor, for the following reasons:

- The survey consisted of constructs. A construct is a collection of survey questions that all measure the same underlying belief or behavior (in this case, “civic confidence” or “civic knowledge,” for example). Self-reported beliefs and behaviors are difficult to measure accurately with only one question. Therefore, the most statistically rigorous surveys ask multiple questions, phrased in different ways, to more reliably capture beliefs and behaviors.
- In calculating construct scores, each question was statistically weighted, with questions that more closely measured a given construct weighted more heavily than other questions. This helps to ensure that the outcome scores capture the construct as accurately as possible.

This brief report describes the measures used and reports on the site's demographics and outcomes.

# Measures

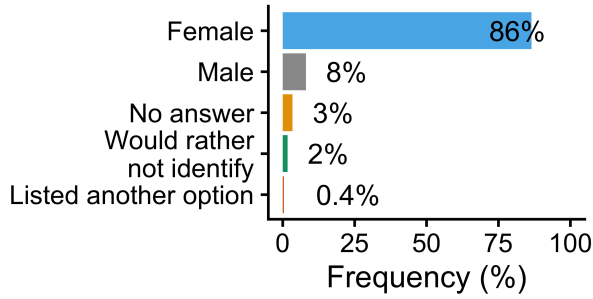
The following table shows how many questions made up each construct, and a few sample questions. For a full list of questions, please see the appendix.

Table: Summary of Constructs

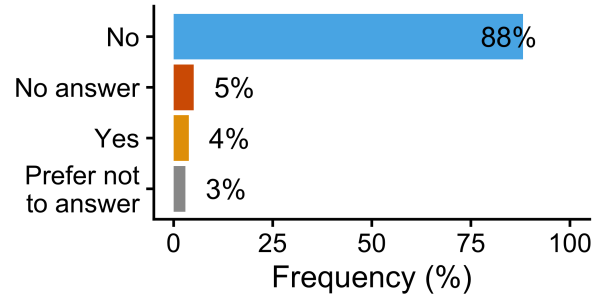
Construct	# of questions	Response scale	Sample questions
Civic confidence	6	1=Never; 5=Always	Please tell us how frequently you believe or do the following: I know what to do when problems arise in my community; I voice my opinions about what my community needs; I do something about problems in my community; etc.
Civic actions	12	Yes or No	Have you done the following in the past year? Attended a public meeting where there was a discussion of policy or community issues; Signed a petition; Served on a committee or as an officer of an organization; etc.
Social media and e-mail use for civic or political purposes	5	1=Never did this; 5=At least once a week	In the past year, how often did you use e-mail or social networking sites to: Express my opinions about policy or community issues; encourage others to take action on political or social issues; encourage others to vote, etc.
Knowledge about elected officials and community leaders	6	Yes or No	Do you know?... Who are your elected representatives for the U.S. Senate in Washington D.C.; Who is your elected representative for the State House of Representatives in your State capital? Who is your school district's superintendent or leader?
Civic knowledge	7	1=Strongly disagree; 5=Strongly agree	How much do you agree or disagree with the following statements? I know how state government budgets are made; I know how local laws are made; I know how schools are funded in my area, etc.
Sense of community within program (post-test only)	5	1=Strongly disagree; 5=Strongly agree	How much do you agree or disagree with the following statements? It is very important to me to be part of this community of parent leaders; I expect to be part of this community for a long time; I feel hopeful about the future of this community, etc.
Peer connection within program (post-test only)	4	1=Strongly disagree; 5=Strongly agree	How much do you agree or disagree with the following statements? In this initiative, it is easy to discuss difficult issues and problems; Even in difficult situations, people in this initiative can depend on each other; etc.
Leadership within program (post-test only)	4	1=Strongly disagree; 5=Strongly agree	How much do you agree or disagree with the following statements? The initiative provides the resources and support we need to be leaders; I have an impact on decisions made in this initiative; etc.
Cultural responsiveness of initiative (post-test only)	8	1=Strongly disagree; 5=Strongly agree	How much do you agree that the parent leadership initiative has emphasized the following? Developing skills to work with people from various backgrounds; recognizing how your own beliefs and attitudes affect your behavior; discussing issues of equity or privilege
Diversity and inclusion (post-test only)	7	1=Strongly disagree; 5=Strongly agree	How much do you believe that the initiative has provided an inclusive environment for the following? Racial/ethnic identity; gender identity; economic background; political affiliation; religious affiliation; sexual orientation; disability status

# Demographic Data (n=236)

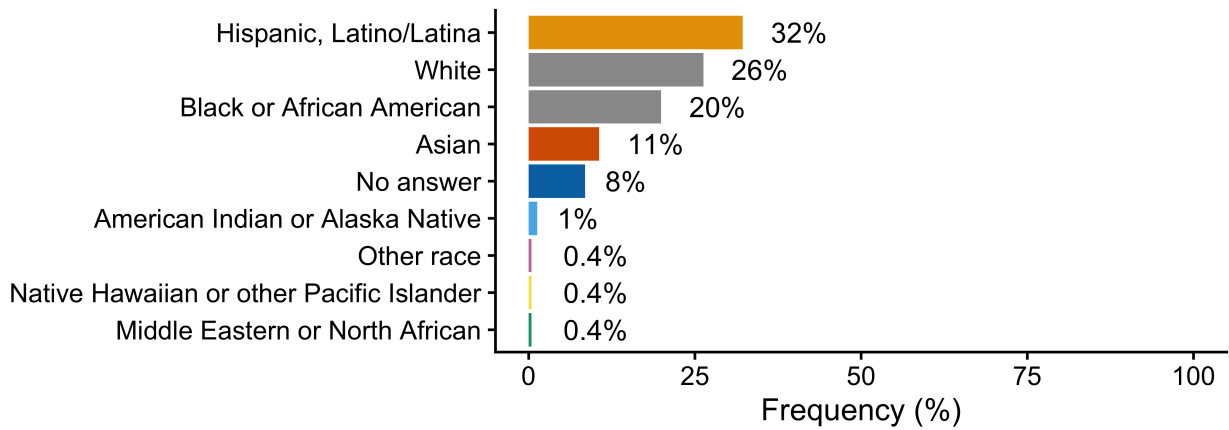
## Gender



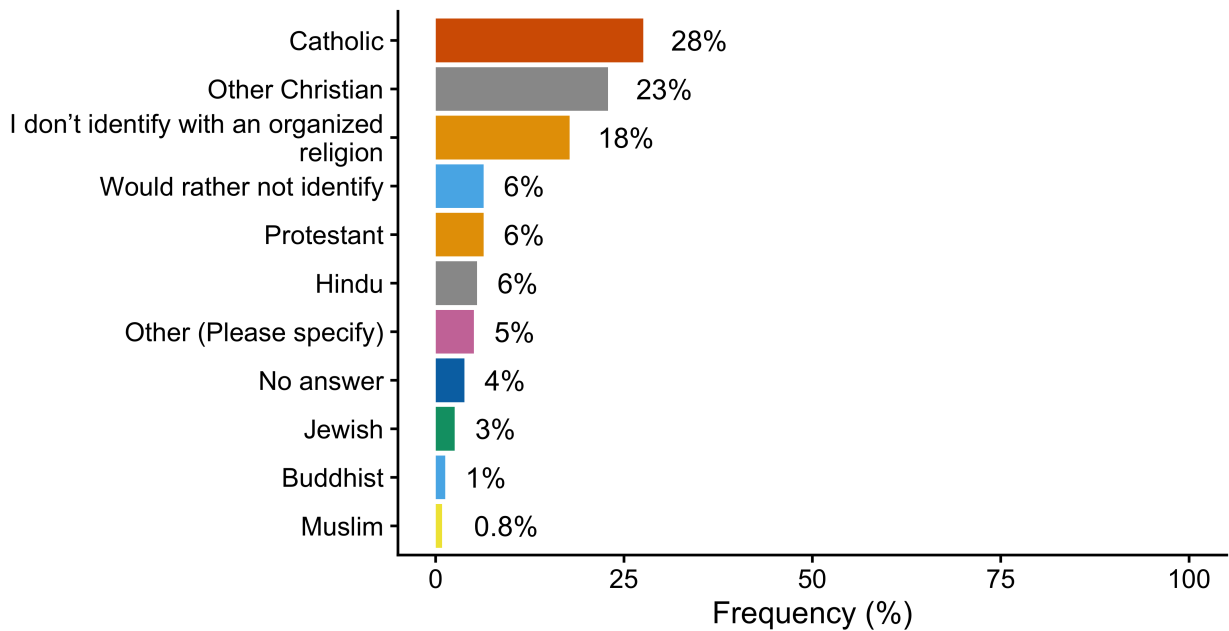
## LGBTQ



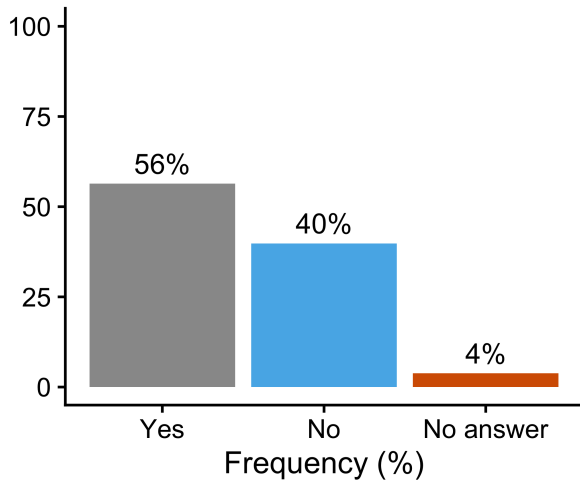
## Race/Ethnicity



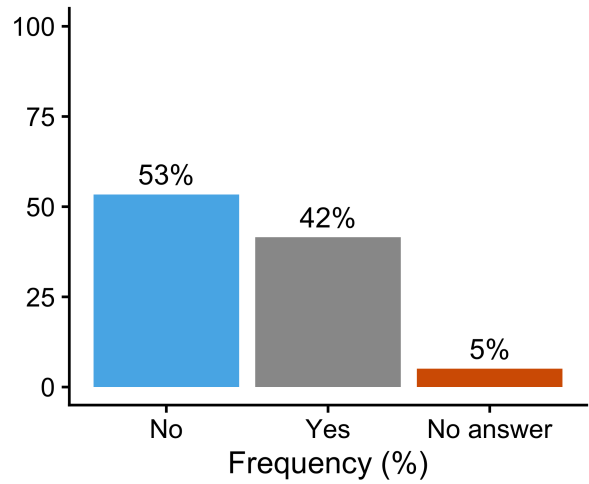
## Religion



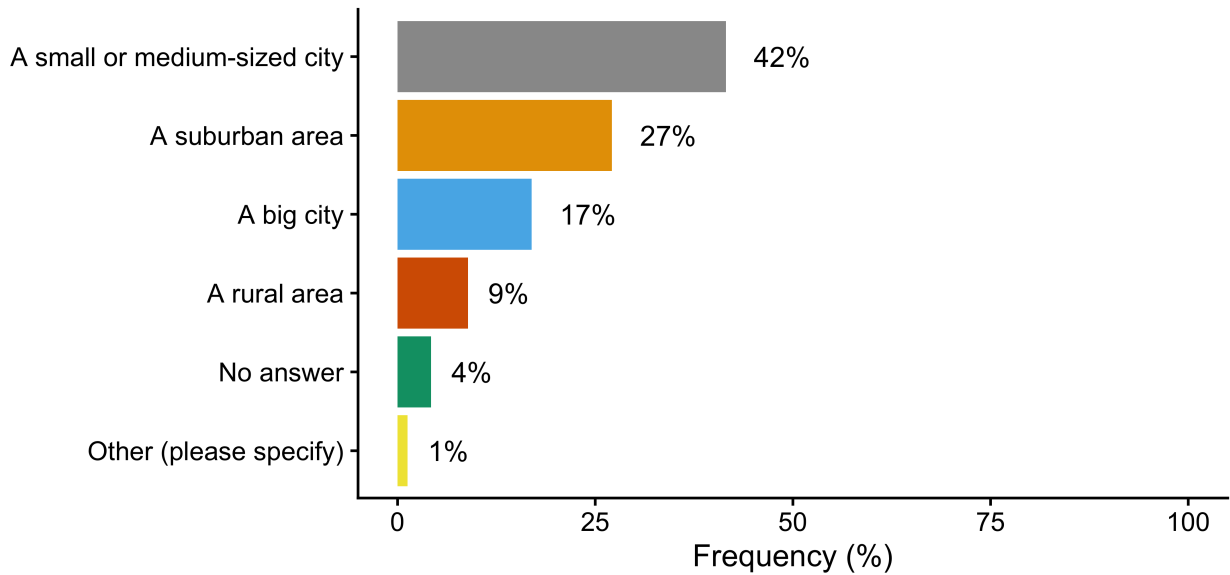
### Born in the U.S.



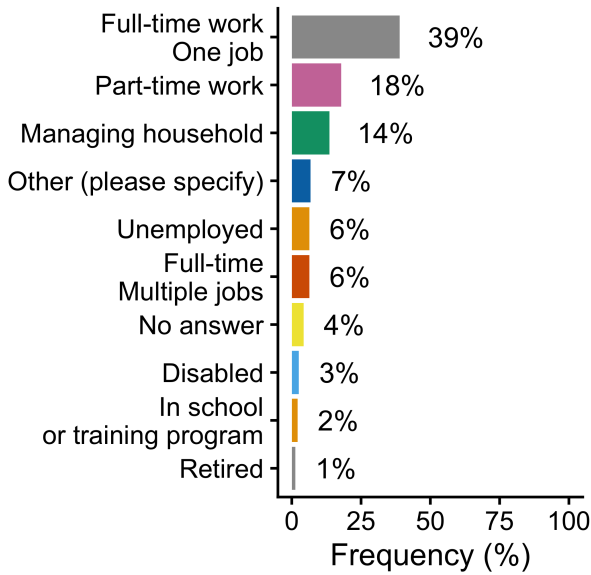
### Home Language Not English



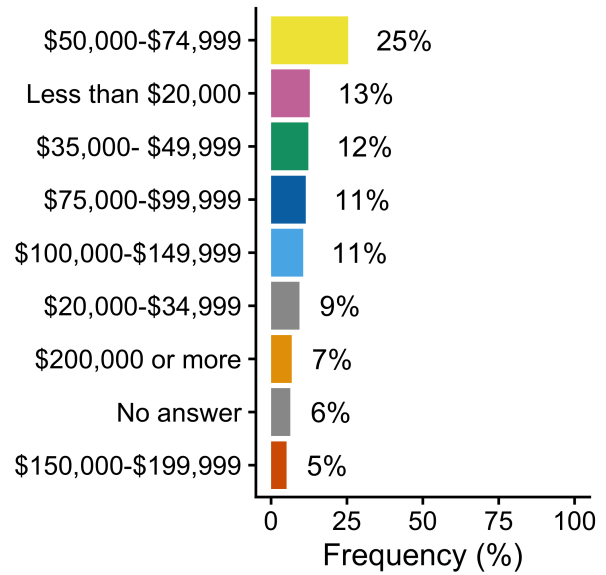
### Residential Area



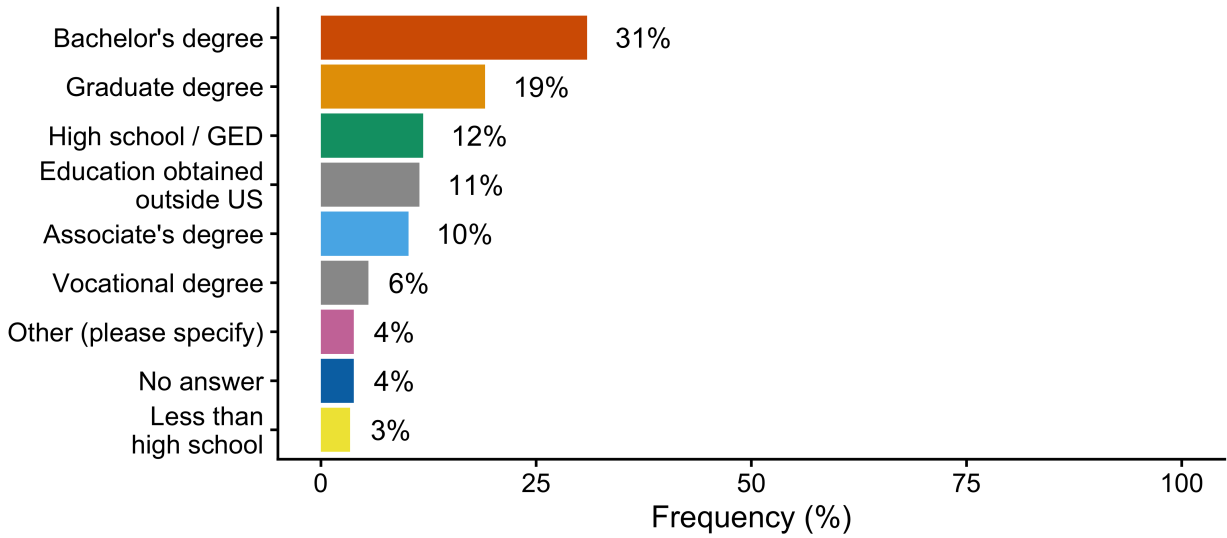
## Employment



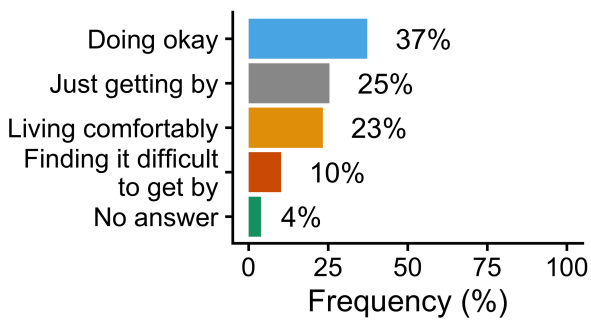
## Income



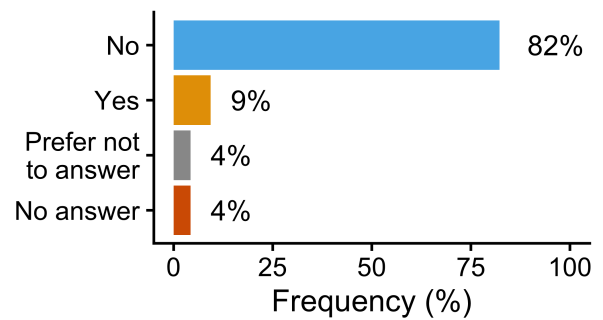
## Education Level



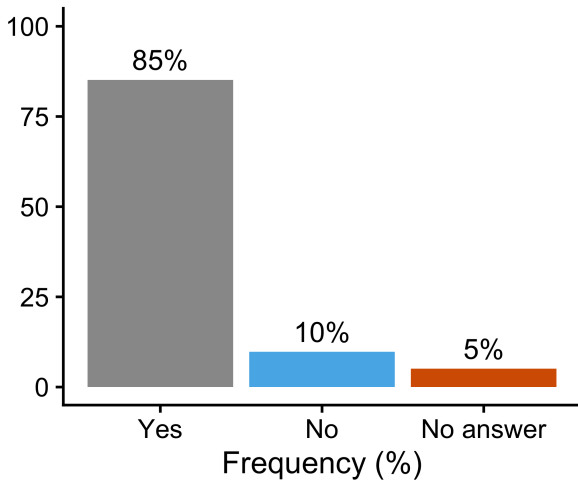
## Economic Situation



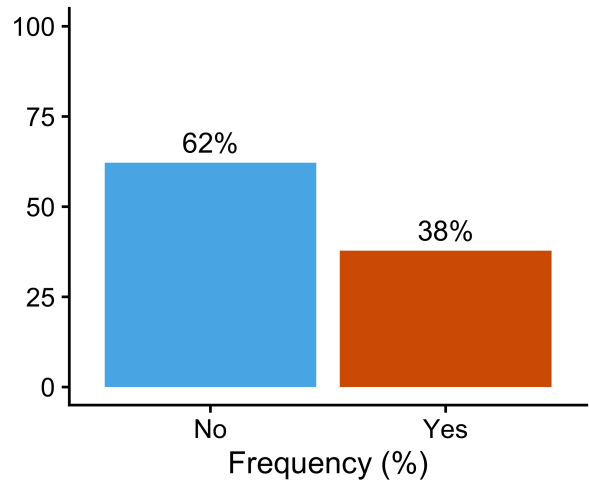
## Disabled



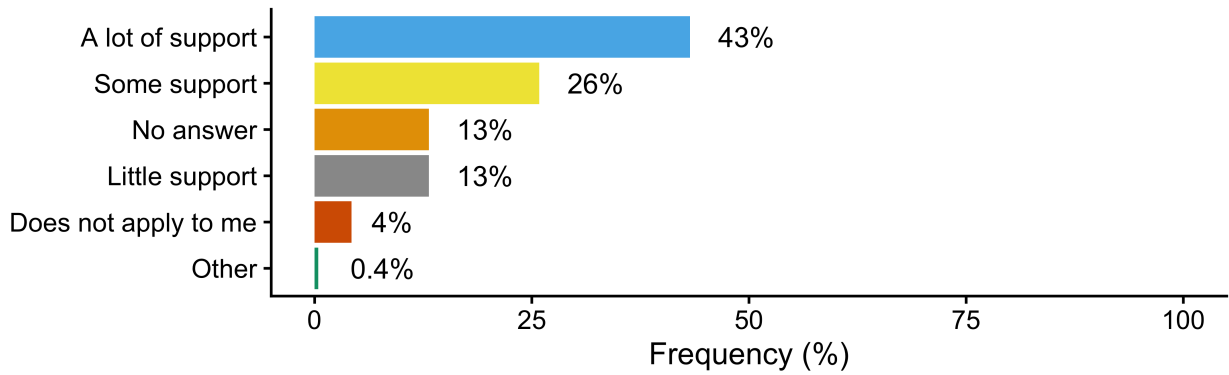
### Parent or Caregiver



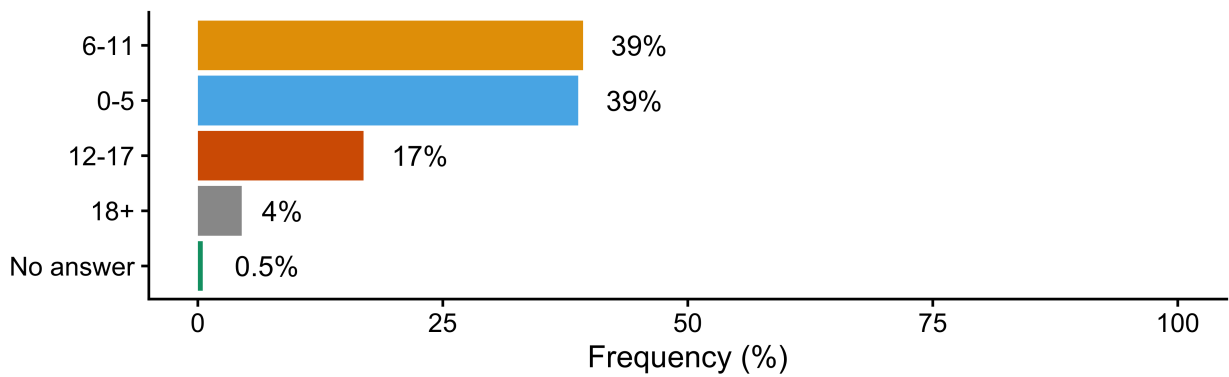
### Single Parent or Caregiver



### Level of Caregiving Support from Others

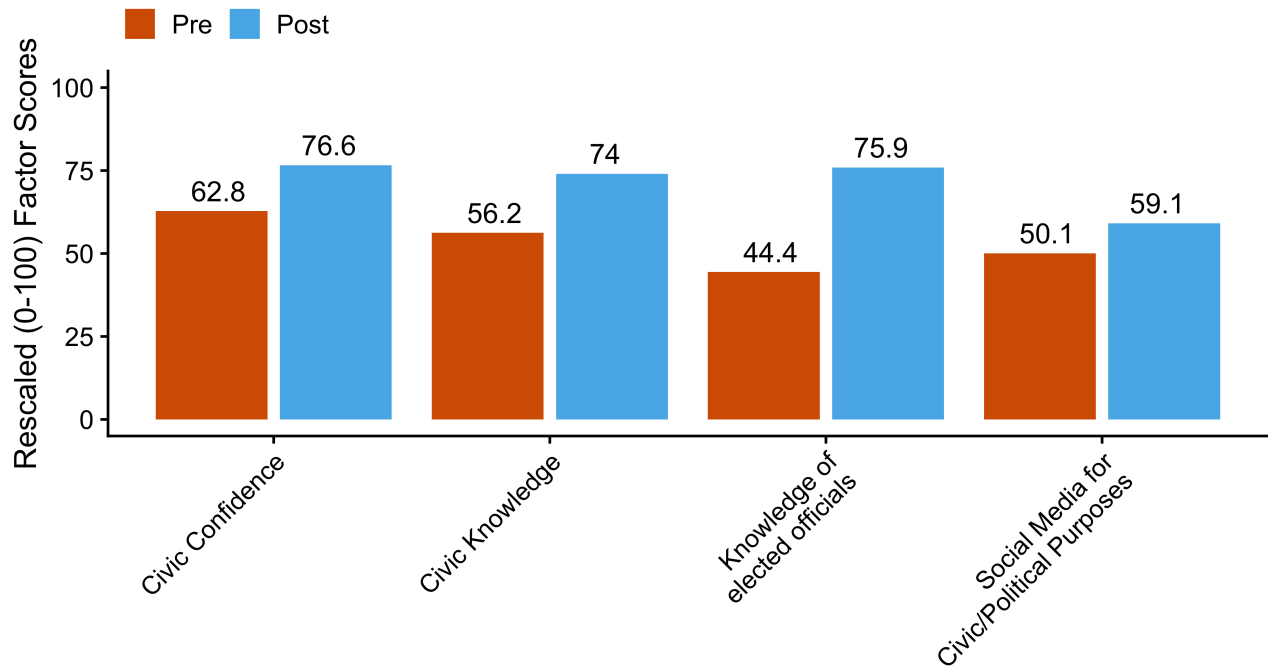


### Ages of Children



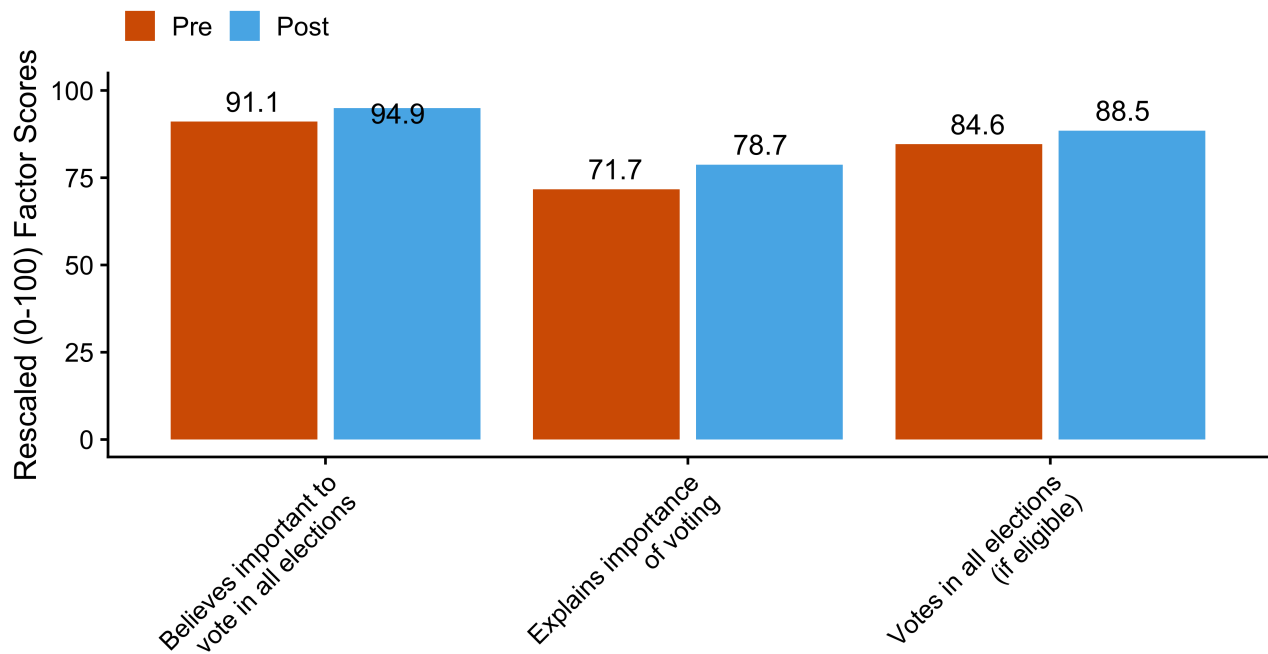
## Results: Civic Outcomes (n=236)

The graph below shows the pre and post score for each construct. Original scores have been weighted and converted to 0-100 for easier interpretation and comparison between constructs.



Parents showed growth in 4 of the 4 civic outcome areas.

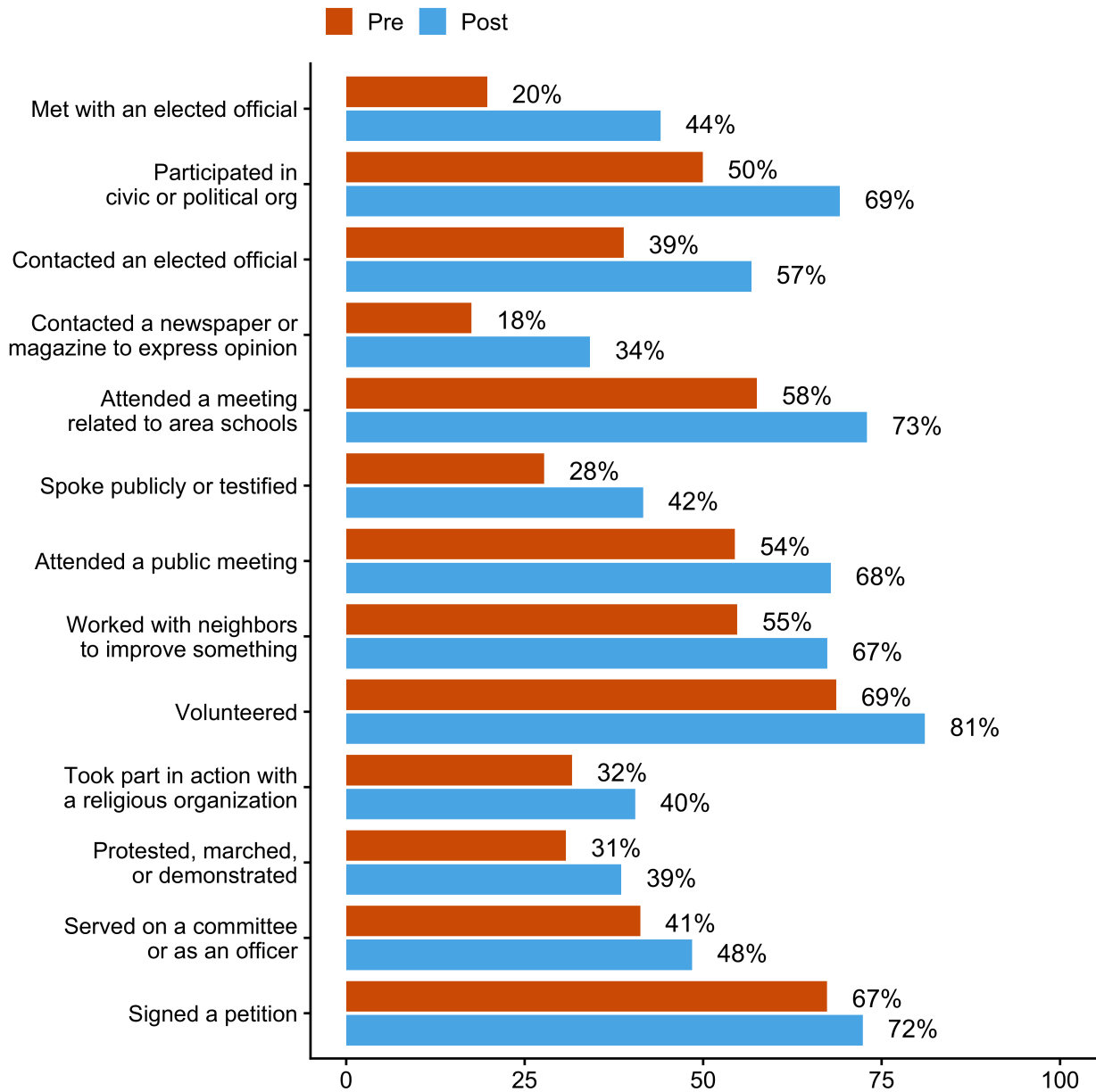
## Voting Attitudes and Behaviors





# Changes from Pre-Post on Civic Action Questions

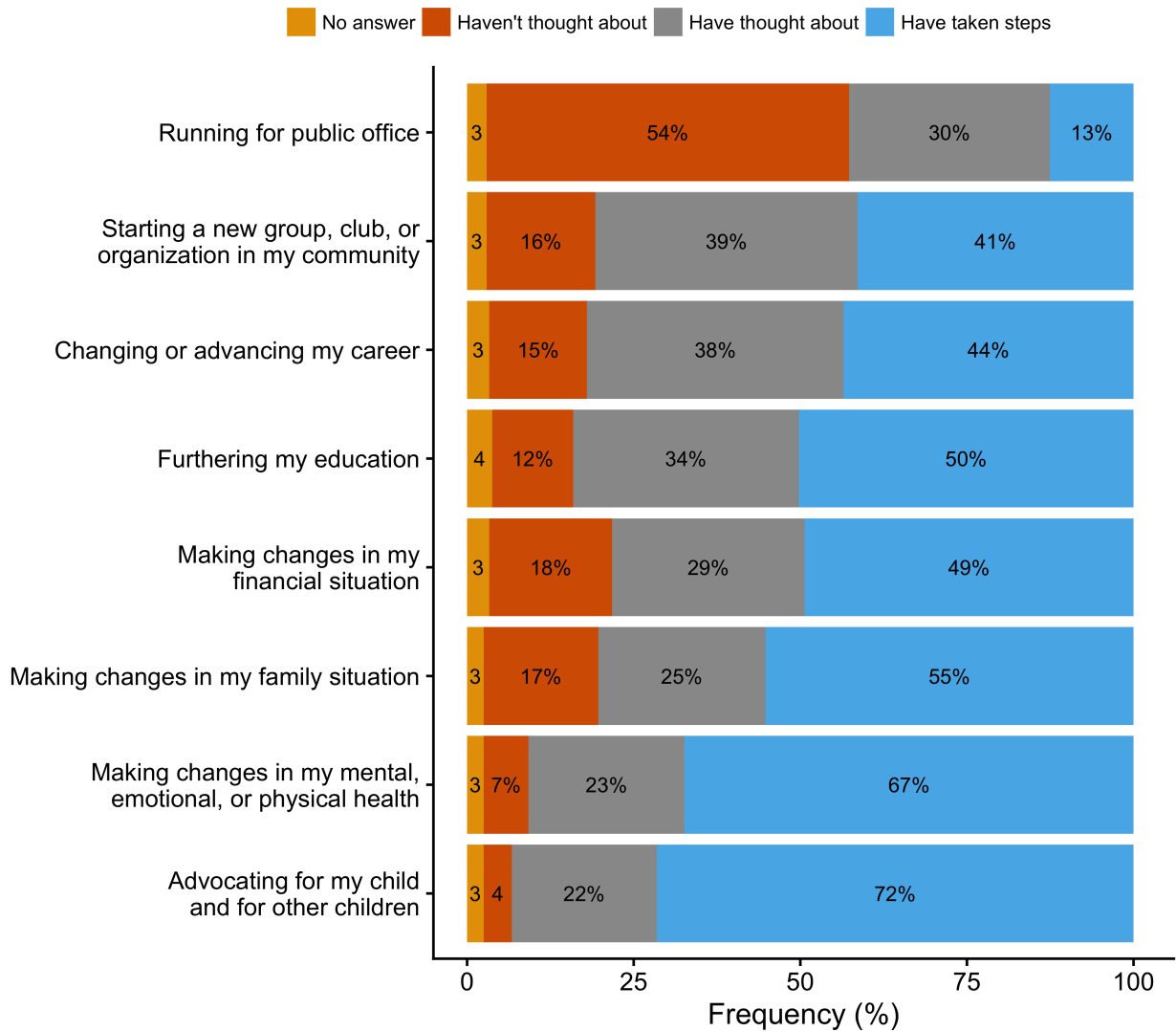
\*Actions are shown in order from largest amount of change to least amount of change.



There was an increase in the percentage of parents who engaged in 13 of the 13 civic behaviors over the past 12 months.

# Personal and Civic Action

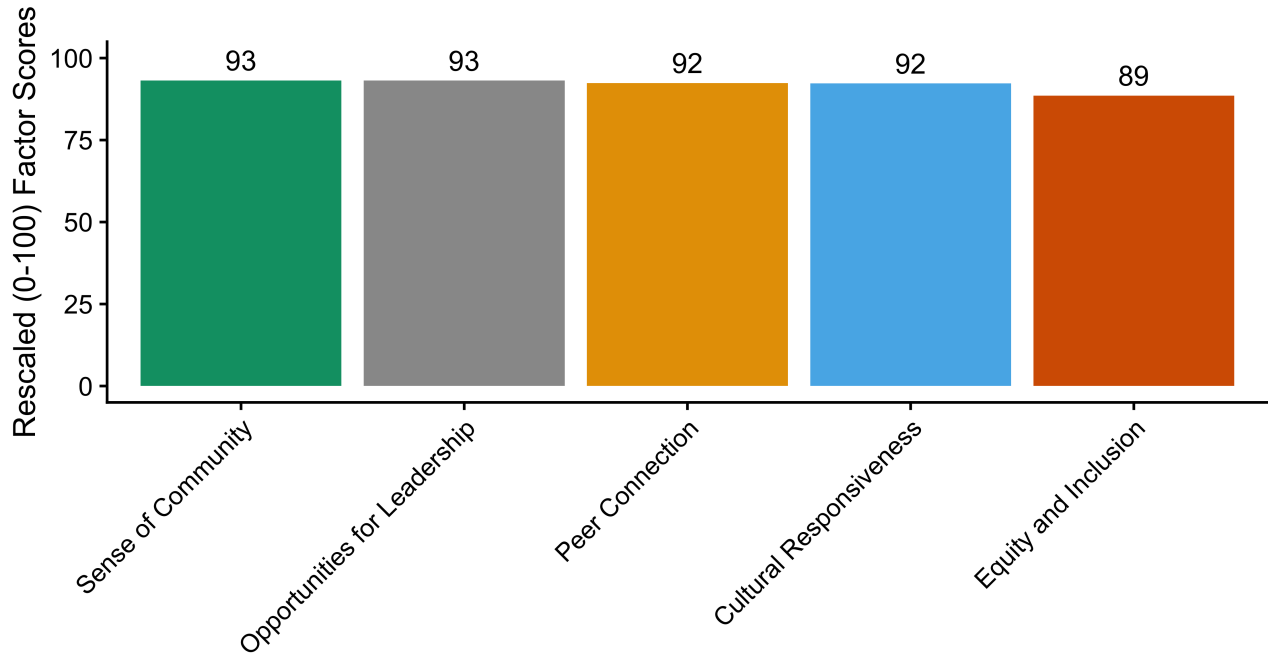
The overwhelming majority of parents reported that PLTI inspired them to think about or take steps to change their personal and civic lives.



## Results: PLTI Experiences (n=236)

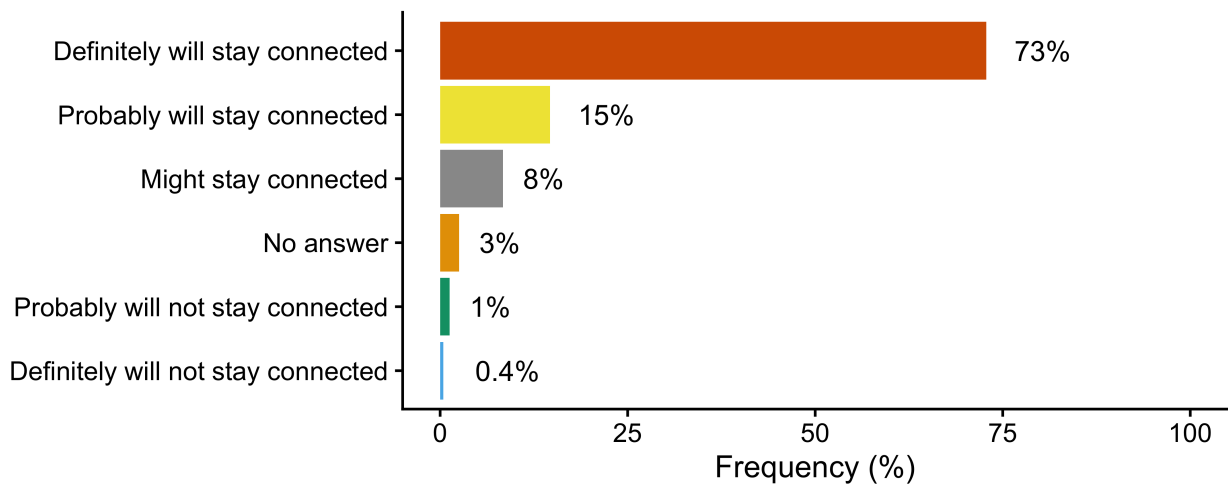
This graph shows how PLTI participants felt about the sense of community, opportunities for leadership, peer connection, cultural responsiveness, and diversity and inclusion within the program. Original scores have been converted to 0-100 for easier interpretation and comparison between constructs. Overall, scores of show that parents experienced a strong sense of community; developed

strong connection and trust with peers; had opportunities to become a leader; and believed that the initiative was culturally responsive and honored diversity and inclusion.



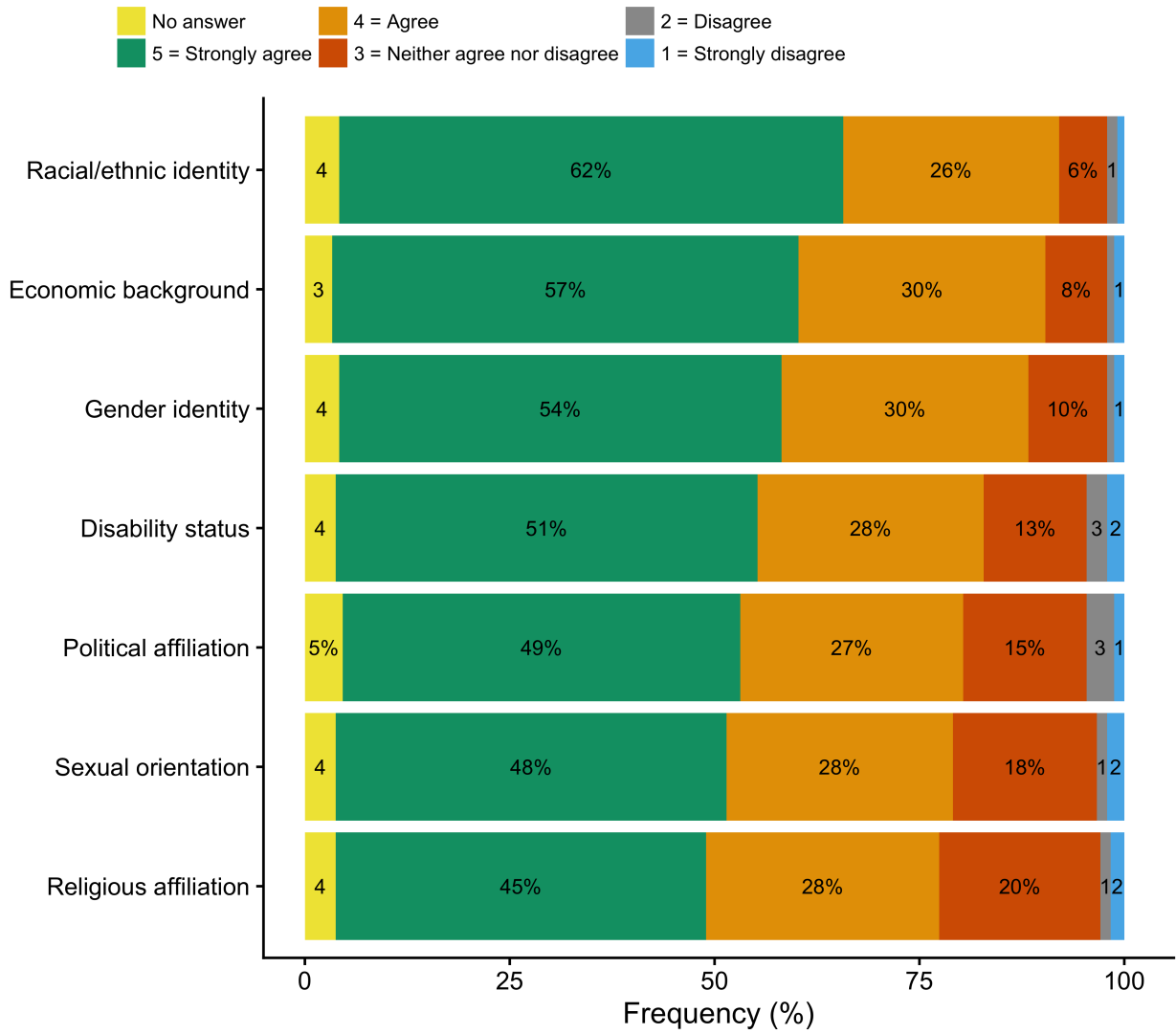
## Staying Connected with Parent Leaders and Staff

Parents were asked how likely they were to stay connected with parent leaders and staff from this program/initiative.



# Inclusive Environment

Parents were asked how much they agree that PLTI provided an inclusive environment for the following identities.



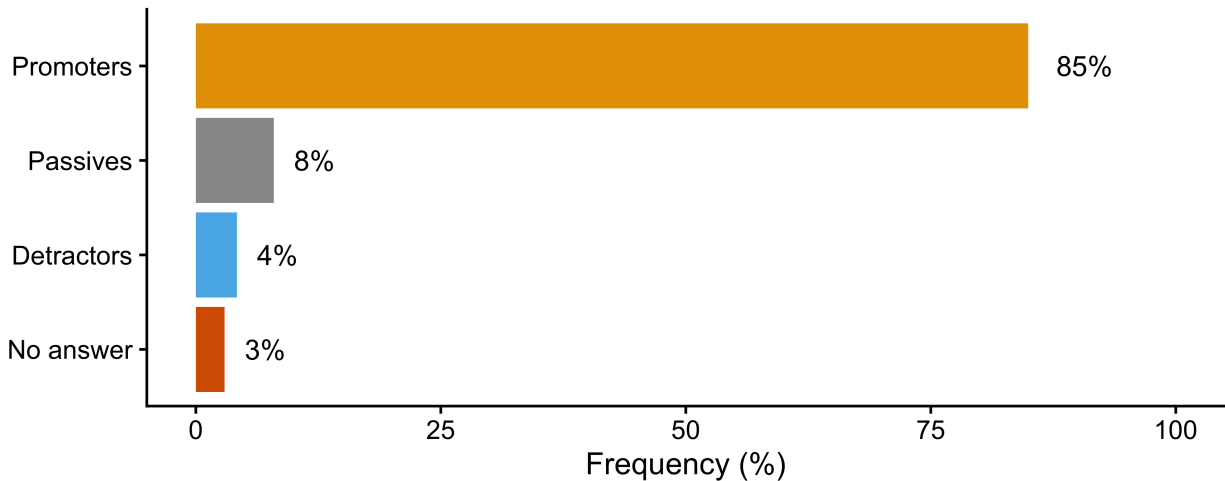
# Net Promoter Score

Many companies use a “net promoter score” to understand how loyal their customers are. Respondents answer on a scale from 0 to 10 how likely they are to recommend the company to a friend. The Net Promoter Score is calculated by subtracting the percentage of detractors (those who scored between 0 and 6) from the percentage of promoters or ambassadors (those who scored a 9 or 10).

This score may be applied to PLTI sites to understand the likelihood of participants talking up the program in the community or staying engaged through an alumni network, although this remains to be tested. Participants were asked how likely they would be to recommend PLTI to a friend or family member, with 0 being “not at all likely” and 10 being “very likely.”

Net Promoter Score: 81

Possible range = 0-100; Positive score = Good; Score over 50 = Excellent



# Conclusion

This pre-post survey shows that PLTI served a diverse group of parents. By the end of the program, parents reported engaging at a higher rate in a range of civic behaviors. In addition to changes in civic attitudes, knowledge, and behaviors, the majority of parents reported that as a direct result of PLTI, they had thought about or taken steps to make changes in their personal lives, such as furthering their education, changing/advancing their careers, and making changes in their emotional, social, or physical health. Furthermore, parents reported that they had positive experiences in the program, as evidenced by high ratings when asked about perceived sense of community, opportunities for leadership, peer connection, and likelihood to recommend PLTI to a friend.